



ULTRON Vintage Line
35mm F2 Aspherical Type I / II VM

INSTRUCTION MANUAL

Voigtländer VM-mount lenses cover the full frame format and are manually controlled lenses. The user sets focus and aperture. They are designed to be used on both rangefinder film cameras and digital cameras with M-type lens mount. They can also be used on mirrorless cameras with appropriate adapters.

Features of Voigtländer VM-mount lens

- VM-mount
- Full frame format
- Smooth focus for precise focusing
- Full metallic construction

Tips for lens care and safety

These tips are to protect the user from injury or damaging the lens.



WARNING

If the user ignores this warning sign and uses the equipment the wrong way serious injuries and even death might be the result.



CAUTION

If the user ignores this caution sign it might result in injuries and damage the equipment.



WARNING

Never look directly at the sun with a telephoto lens as it may this can damage your eyes.



CAUTION

Keep the lens, camera and accessories out of reach of children.



CAUTION

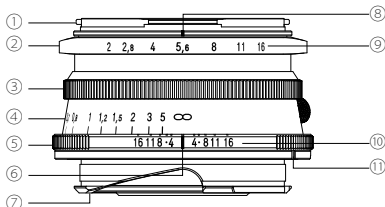
Store the lens away from direct sunlight and always store the lens with lens-cap on. Failure to do so may create a fire hazard.

Never touch the lens surface. In case it is dirty or dusty use commercial lens cleaner or appropriate lens cleaning cloth.

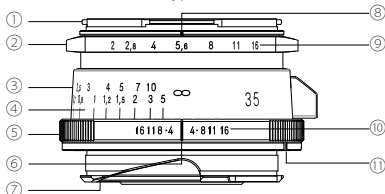
Description of Parts

- ① Filter Ring
- ② Aperture Ring
- ③ Focusing Ring
- ④ Distance Scale
- ⑤ Depth of Field Ring
- ⑥ Distance Index
- ⑦ Mount
- ⑧ Aperture Index
- ⑨ Aperture Scale
- ⑩ Depth of Field Scale
- ⑪ Mount Index

Type I



Type II



● How to attach/detach the lens

Please refer to the instruction manual for your camera for how to attach/detach the lens. Please hold Depth of Field Ring ⑤ to attach/detach the lens. To attach/detach the lens while holding other parts of the lens barrel can damage the lens.

● Rangefinder coupling

Coupled focusing range of this lens is $\infty \sim 0.7\text{m}$. However, rangefinder coupling range will be different depending on the rangefinder mechanism of the camera used.

● Attaching Filter

Screw the filter ($\varnothing 39\text{mm}$) to the front of the lens.

● Attaching Mount Adapter

This lens can be used with below mentioned Voigtländer accessories.

VM-E Mount Adapter II

VM-E Close Focus Adapter

VM-X Close Focus Adapter

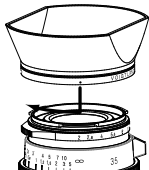
VM-Z Close Focus Adapter

● Optional Lens Hood LH-4N, LH-12

Optional Lens Hoods LH-4N and LH-12 are available.
Please ask your dealer for details.

● Attachment and Removal of optional Lens Hood

To attach, line-up the white mark on the Lens Hood with Aperture Index \odot on the lens and turn the Lens Hood clockwise while pushing it toward the lens.
To remove, push the Lens Hood toward the lens and turn it counterclockwise.



● Specifications

Product Name	ULTRON Vintage Line 35mm F2 Aspherical
Focal Length	35mm
Maximum Aperture	F2
Minimum Aperture	F16
Lens Construction	5 groups 8 elements
Angle of View	62.5°
Aperture Blade	10
Rangefinder Coupling	∞ ~ 0.7m
Minimum Focus	0.58m
Filter	Ø39mm
Maximum Diameter	Approx. Ø52.0mm
Length	Approx. 28.1mm
Weight	Type I : Approx.170g / Type II : Approx. 210g
Mount	VM-mount
Supplied Accessory	Front Cap, Rear Cap

* Specification and information is subject to change without prior notice.