



COLOR-SKOPAR 28mm F2.8 Aspherical Typell VM

INSTRUCTION MANUAL

Voigtländer VM-mount lenses cover the full frame format and are manually controlled lenses. The user manually sets the focus and aperture. They are designed to be used on both rangefinder film cameras and digital cameras with M-type lens mount. They can also be used on mirrorless cameras with appropriate adapters.

Features of Voigtländer VM-mount lens

- VM-mount
- Full frame format
- Manual focus for precise focusing
- Full metallic construction

Tips for lens care and safety

These tips are to protect the user from injury or damaging the lens.



WARNING

If the user ignores these warnings sign and uses the equipment the wrong way serious injuries and even death might be the result.



CAUTION

If the user ignores this caution sign it might result in injuries and damage the equipment.



WARNING

Never look directly at the sun with a telephoto lens as it may this can damage your eyes.



CAUTION

Keep the lens, camera and accessories out of reach of children.



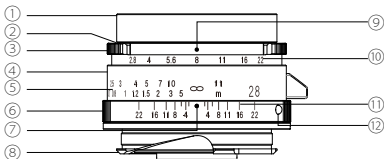
CAUTION

Store the lens away from direct sunlight and always store the lens with lens-cap on. Failure to do so may create a fire hazard.


Never touch the lens surface. If it is dirty or dusty, use commercial lens cleaner or an appropriate lens cleaning cloth.

Description of Parts

- ① Lens Hood
- ② Filter Ring
- ③ Aperture Ring
- ④ Focusing Ring
- ⑤ Distance Scale
- ⑥ Depth of Field Ring
- ⑦ Distance Index
- ⑧ Mount
- ⑨ Aperture Index
- ⑩ Aperture Scale
- ⑪ Depth of Field Scale
- ⑫ Mount Index Mark



● How to attach/detach the lens

Please refer to the instruction manual for your camera for how to attach/detach the lens. Please be sure to hold the Depth of Field Ring  when attaching/detaching the lens. While attaching / detaching the lens holding other parts of the lens barrel may damage the lens.

● Rangefinder coupling

Coupled focusing range of this lens is $\infty \sim 0.7\text{m}$. However, the rangefinder coupling range will be different depending on the rangefinder mechanism of the camera used.

● Attaching Filter

Screw the filter ($\varnothing 39\text{mm}$) to the threads on the front of the lens.

● Attaching Mount Adapter

This lens can be used with below mentioned Voigtländer accessories.

VM-E Mount Adapter II

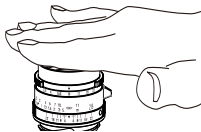
VM-E Close Focus Adapter

VM-X Close Focus Adapter

VM-Z Close Focus Adapter

● Attaching Lens Hood

Screw the Lens Hood ① to the front of the lens. If the hood is difficult to unscrew, do not unscrew it with too much force as this may warp the hood and damage may occur. Please only gently press the rim of the hood towards the lens when you turn it.



● Specifications

Product Name	COLOR-SKOPAR 28mm F2.8 Aspherical
Focal Length	28mm
Maximum Aperture	F2.8
Minimum Aperture	F22
Lens Construction	5 groups 8 elements
Angle of View	74.6°
Aperture Blades	10
Rangefinder Coupling	∞ ~ 0.7m
Minimum Focus	0.5m
Filter	Ø39mm
Maximum Diameter	Ø51.0mm
Length	Approx. 23.5mm
Weight	Approx. 106g
Mount	VM-mount
Supplied Accessory	Front Cap, Rear Cap, Lens Hood, Hood Cap

* Specifications and information is subject to change without notice.